








Year 6 English Week Commencing 14th March 2022



Monday 14 th March.	Tuesday 15 th March.	Wednesday 16 th March.	Thursday 17 th March.	Friday 18 th March.																																																																																				
<p>SPAG Mats + Spellings</p> <p>Select and complete a SPAG Mat that is the right challenge for you.</p> <p>Weekly spellings- Complete LCWC for this week's spelling words: Words ending in -ous, -ment, -ly and -ion; eg marvellous.</p> <div><div> Look</div><div> Cover</div><div> Write</div><div> Check</div></div> <div>Unit 20 Year 6 This unit focuses words ending in -ous, -ment, -ly and -ion; eg marvellous.<table><tr><th>Spelling</th><th>1st Attempt</th><th>2nd Attempt</th><th>3rd Attempt</th></tr><tr><td>competition</td><td></td><td></td><td></td></tr><tr><td>explanation</td><td></td><td></td><td></td></tr><tr><td>profession</td><td></td><td></td><td></td></tr><tr><td>pronunciation</td><td></td><td></td><td></td></tr><tr><td>persuasion</td><td></td><td></td><td></td></tr><tr><td>communication</td><td></td><td></td><td></td></tr><tr><td>definition</td><td></td><td></td><td></td></tr><tr><td>individually</td><td></td><td></td><td></td></tr><tr><td>incidentally</td><td></td><td></td><td></td></tr><tr><td>especially</td><td></td><td></td><td></td></tr><tr><td>immediately</td><td></td><td></td><td></td></tr><tr><td>frequently</td><td></td><td></td><td></td></tr><tr><td>development</td><td></td><td></td><td></td></tr><tr><td>embarrassment</td><td></td><td></td><td></td></tr><tr><td>harassment</td><td></td><td></td><td></td></tr><tr><td>equipment</td><td></td><td></td><td></td></tr><tr><td>mischievous</td><td></td><td></td><td></td></tr><tr><td>disastrous</td><td></td><td></td><td></td></tr><tr><td>rigorous</td><td></td><td></td><td></td></tr><tr><td>marvellous</td><td></td><td></td><td></td></tr></table></div> <p>Read up to the end of Chapter 10 in Goodnight Mr Tom.</p>	Spelling	1st Attempt	2nd Attempt	3rd Attempt	competition				explanation				profession				pronunciation				persuasion				communication				definition				individually				incidentally				especially				immediately				frequently				development				embarrassment				harassment				equipment				mischievous				disastrous				rigorous				marvellous				<p>LO: To research information for a non-chronological report.</p> <p>Re-read the second half of Chapter 10 of Goodnight Mr Tom. Can you explain what a gazette is? What features do you think it has, based on what you have read? Over the next two weeks we will be writing a collection of non-chronological reports, and collecting these to be published in a class gazette. You can choose to write about Women in WW2, or Inventions of WW2.</p> <p>Activity 1: You will need to research your chosen field. First, use the links provided to read all about your chosen subject. Do not write anything down yet!</p> <p>Activity 2: Once you have read through several articles, you can begin to make some notes. Remember, you do not need to write down everything- only the most important information, such as names, dates, places and a brief summary of ideas.</p> <p>Plenary: Read through your notes carefully. How could you make it easier and more engaging for somebody with no knowledge of WW2? Suggest two ways you could do this.</p> <p>Continue to read Goodnight Mr Tom for 15 mins each day.</p>	<p>LO: To organise information around different themes.</p> <p>This lesson you will be learning to organise information around a theme. Follow the lesson presentation and answer the questions given.</p> <p>Read through the example Non-chronological reports. Make a list of features these reports have in common. What do you think these examples have done well? Which features or ideas would you like to include in your own work?</p> <p>Activity 1: Read through the mixed-up notes paragraph and decide on 2 different subjects you could separate these into. Highlight in different colours to show which sentences belong with which subject.</p> <p>Activity 2: You can now re-order and expand upon these sentences to make your own paragraph. You could add information about the subject or the verb of each to give more detail to your reader.</p> <p>Plenary: Read your paragraphs to a family member, who will listen and give feedback about how engaging and easy to understand your writing was. You can edit and improve your work based on your feedback.</p>	<p>LO: To recognise and use the relative clause.</p> <p>In this lesson you will practise using the relative clause. Follow the lesson presentation and explore BBC resources to find out more about relative clauses.</p> <p>Follow the steps on the 'creating relative clauses' slide to practise creating these in a sentence! Don't forget a relative pronoun.</p> <p>Task 1: Complete Year 5.6. Activity sheet 1 from the home learning page.</p> <p>Task 2: Read and expand the independent clauses given. Ensure you are using a relative pronoun!</p> <p>Plenary: Watch and sing the Relative Clauses song.</p>	<p>Pobble Activity</p> <p>Pobble Task - The Creators</p>  <p>Complete the following tasks:</p> <ul style="list-style-type: none">• Question Time• Punctuation/Grammar challenge.• Sentence challenge.
Spelling	1st Attempt	2nd Attempt	3rd Attempt																																																																																					
competition																																																																																								
explanation																																																																																								
profession																																																																																								
pronunciation																																																																																								
persuasion																																																																																								
communication																																																																																								
definition																																																																																								
individually																																																																																								
incidentally																																																																																								
especially																																																																																								
immediately																																																																																								
frequently																																																																																								
development																																																																																								
embarrassment																																																																																								
harassment																																																																																								
equipment																																																																																								
mischievous																																																																																								
disastrous																																																																																								
rigorous																																																																																								
marvellous																																																																																								

Please use Tapestry to upload completed work. If you do not use Tapestry, please email to school office.

office@greatstaughton.cambs.sch.uk or office@kimboltonprimaryacademy.cambs.sch.uk