








Reception Home Learning for 20th April- 1st May 2020

<p>Personal, Social and Emotional Development</p> <p>Discuss feelings and emotions. Eg scared, happy, sad, worried, excited. Act out some of the emotions together, looking carefully at facial expressions. Take turns to act out an emotion and the other person has to guess what emotion it is.</p> 	<p>Communication and Language</p> <p>After sharing a story together ask your child 'how and why' questions about the book. Record their responses on Tapestry.</p> <p>Eg How was the character feeling? How do you know? Why did that character hide? Why did Jack climb the bean stalk? How did Rapunzel escape? Etc</p> 	<p>Physical Development</p> <p>Joe Wicks - Virtual PE teacher delivering 30 minute PE lessons Monday - Friday 9:00am</p> <p>Chat - Have a discussion with your family about what makes a healthy meal. What foods are healthy and what foods are a treat?</p> 
<p>Literacy- Reading</p> <p>Share a story together. Stop part way through and ask your child: What do you think will happen next? What has happened so far? How are the characters feeling?</p> <p>Word walls- Practise reading your word wall words.</p> 	<p>Maths- Number</p> <p>Using lego, marbles or pasta shapes etc. Ask your child to grab a handful of the objects with each hand. Place them down in two piles. Ask them: How many do you have in each pile? How do you know? How many do you have altogether? Let your child think and explore how to find the total before intervening. If they are finding it tricky, encourage them to line up the objects to help count them accurately.</p>	<p>Understanding the World</p> <p>Talk about the things you like to do as a family. Do you like to eat dinner together? Watch a film? How do you like to celebrate special occasions? Is there something you do every year on your birthday? Do you have any family traditions? Are they the same or different to other families? What makes your family special? Discuss and write down some of the things your child says on Tapestry.</p>
<p>Literacy-Writing</p> <p>Write a card or a letter to a friend. Don't forget to form your letters correctly (no sticky bottoms!) and to include finger spaces. Can you draw a picture to go with your card or letter? Ensure your child is using the correct tripod pencil grip.</p> 	<p>Maths- Shape, Space and Measure</p> <p>Collect 4-6 straight sticks? Can you order the sticks from shortest to longest? Discuss and encourage your child to use words such as: long, longer, longest, short, shorter and shortest.</p> <p>Record a short video of your child explaining what they did on Tapestry.</p> 	<p>Expressive Arts and Design</p> <p>Can you design and make a musical instrument with things you can find in your home?</p> <p>Useful links: https://www.activityvillage.co.uk/musical-instruments</p> 
<p>Phonics</p> <ul style="list-style-type: none"> Splat: choose 6 pink cards from your phonics pack: ee, air, oa, igh, ow, ai. Spread them out on the ground. An adult says one of the sounds and the child has to hit the correct sound. Segment to spell: Lay out your phonics cards. Adult to say some of the following words. Child chooses the correct sounds and puts them in order to spell the word: pen, ship, peep, sheep, hair, fair, goat, moat, tight, clown, town, snail, mail. Play Buried Treasure on the 'phonicsplay.co.uk' website using phase 3 sounds. It is currently free to use at home with username: march20 and password: home Check out the 'Mr Thorne Does Phonics digraphs and trigraphs' playlist on Youtube. https://www.youtube.com/playlist?list=PLqH11DN6jmbC-OTx1N8IpeEo6UCTe1DsZR 		

