








KPA Year 4 Home Learning 1 – Week beginning 11th of January, 2021



<p style="text-align: center;">Topic</p> <p><u>LO: To discuss and understand the significance of the Great Fire of London</u></p> <p>Watch the powerPoint ‘How London has changed since 1666’. And answer these questions: What was in London that made it important/significant? How did the fire change London? What was it like before the fire? How was it different after the fire? You may also use your own research to help you answer the questions. Can you find a map that shows the spread of the fire? Explain / Show how the fire spread through the city. What do you think were the consequences of the Great Fire of London?</p> <p>Extension Task: Did more good things or bad things come out of the Great Fire of London? Discuss.</p> 	<p style="text-align: center;">Science</p> <p><u>LO: To Can point to the three different types of teeth in their mouth and talk about their shape and what they are used for</u></p> <p>Activity 1: Write what you know about teeth on a KWHL grid. Aim to ask at least three good questions.</p> <p>Activity 2: Watch the video below. https://teachers.thenational.academy/lessons/are-all-teeth-the-same-68r62c?from_query=science+teeth</p>  <p>Make notes on what you find out about teeth. Then prepare a detailed fact file about teeth. Tip: Make sure you tell me about the 4 types of teeth that humans have and their jobs.</p>	<p style="text-align: center;">Computing</p>  <p>Discovery Education - Discovery Education - Coding - Block coding - Learn</p> <p>Activity 1: Log onto Espresso Coding and complete tasks from ‘Block coding’. Work your way through the activities on Level 1. Complete 30mins – 45mins of work using this program.</p> <p>Activity 2: Research human and animal teeth to support your science work.</p> 
<p style="text-align: center;">PE</p> <p style="text-align: center;">Monday, Wednesday and Friday at 9.00 a.m.</p> <p>Join Joe Wicks for new 20 minute workouts 3 days a week.</p> <p>Starting on Monday 11th January</p> <p>https://www.youtube.com/channel/UCAxW1XT0iEJo0TYIRfn6rYQ</p> 	<p style="text-align: center;">PSHE</p> <p><u>LO: To be able to describe aspects of individual identity</u></p> <p>On an A4 piece of paper, draw yourself in the middle. Mind map around the drawing: my history, dreams for the future, important events in my life, what I like doing, important people to me, what I believe in and favourites.</p> <p>Extension task: Think about how the above list has changed over time. Think about how this list might change when becoming a teenager and then adult.</p>	
<p style="text-align: center;">***Bonus Activity***</p> <p>Find out about the teeth of herbivores and carnivores to create a fact file or power point about the teeth of different animals. Top Tip: Compare the teeth of carnivores (meat eaters) and herbivores (plant eaters) and explain how we can tell what type of food an animal eats from it's teeth.</p> 