


Reception LO: to recognise the numeral 10.

Must: use our magic finger to make a 10 numeral.

Should: Recognise the numeral 10.

Could: Can put numbers in order to 10.



Let's use our
magic finger
to draw our
number!


How can I be
one bigger?



Stand up tall! What
will happen if I jump
on you?



I am Ten!
I am made of nine
and one more.



10

How many
ones can you
see in me?




10

I am made of
ten **ones**!



I am one **ten**!
You are one **one**!






Can you
see me on
your hands?

Can you see that
I am made of
two fives?



Can you see
that I am
made of five
twos?



Can you check
that I am still ten
blocks?



The image features two anthropomorphic numbers, 1 and 0, on a light blue background. The number 1 is a tall, red, rectangular character with a smiling face, wearing white gloves and shoes, and has a black '1' on its head. The number 0 is a small, red, cube-shaped character with a single large eye, wearing white gloves and shoes, and has a black '0' on its head. A blue speech bubble with white text is positioned to the right of the number 1. The background is decorated with various patterns of blue circles and concentric circles, some with white outlines and others with solid blue fills.

Look at my
patterns!
Which do
you like best?

You can stand next to me,
Ten!
1, 2, 3, 4, 5, 6, 7, 8, 9, **10!**

