






Reception Home Learning for week commencing 4th January 2021

Please share your child's learning on Tapestry.

Topic	Communication and Language	Physical Development
<p>Our topic this term is 'Bean to Bar'. We are learning all about chocolate!</p> <p>What do you already know about chocolate? Can you record your ideas on the KWL grid? Write (or adult scribe) what you already know and then record as couple of questions of things you would like to find out!</p>	<p>Play a game of I-spy using the phonics sounds you have learnt so far. Can you hear the initial sounds? Take turns with a partner.</p> <p>Practise continuing a rhyming string. Eg Start with a word (cat) and see how many words you can think of that rhyme with that word. (cat, bat, hat, mat etc)</p>	<p>Choose an activity from the PE activity ideas document on the website to help you stay active while at home!</p> <div style="text-align: right;"></div>
<p style="text-align: center; color: green;">Literacy- Reading</p> <p>Tricky words: Practise reading the words on word wall 1. Pick 6 words to learn and make a game of snap by writing the words on some card.</p> <p>Phonics: Practise your phonics sounds and tricky words using your phonics pack.</p> <p>Reading: reading your school reading book. Enjoy sharing books together that you have at home.</p> <p>Explore the reading books on the Oxford Owl eLibrary to find some extra reading books.</p> <div style="text-align: right;"></div>	<p style="text-align: center; color: orange;">Maths- Number</p> <p>Play some games using a dice. Eg snakes and ladders, board games etc.</p> <p>Roll two dice. Can you spot when you roll a double on two dice? Write down the number each time you roll a double.</p> <div style="text-align: right;"></div> <p>Challenge: can you add the two numbers on the dice together using objects to help you? How can you record your addition using + and =?</p>	<p style="text-align: center; color: purple;">Understanding the World</p> <p>Consider all the different types of technology in your home. Look through the technology PowerPoint. Go on a technology hunt! What can you find?</p> <p>What do you use the technology for? Eg ipads, CD player, ipod, mobile phone, washing machine, TV, laptop, gaming devices. Record your conversation on Tapestry.</p>
<p style="text-align: center; color: blue;">Literacy-Writing</p> <p>Write a thank you letter to Father Christmas for your Christmas presents. Remember your finger spaces between your words!</p> <div style="text-align: right;"></div>	<p style="text-align: center; color: red;">Maths- Shape, Space and Measure</p> <p>Go on a shape hunt! What 2D and 3D shapes can you find in your home?</p> <p style="text-align: center;">https://www.youtube.com/watch?v=pfRuLS-Vnjs</p> <p style="text-align: center;">https://www.youtube.com/watch?v=guNdJ5MtX1A</p>	<p style="text-align: center; color: green;">Expressive Arts and Design</p> <p>Sing your favourite songs! Can you think of any nursery rhymes? Share all the nursery rhymes you know.</p> <div style="text-align: right;"></div>
<p style="text-align: center; color: purple;">Phonics</p> <ul style="list-style-type: none"> Splat: choose 6 pink cards from your phonics pack to practise. Lay them out on the floor and when an adult says the sound splat it with a spatula! Practise your tricky words in your phonics pack and word wall 1 words. Play Buried Treasure on the 'phonicsplay.co.uk' website using phase 2/3 sounds. Check out the 'Mr Thorne Does phonics' playlist on Youtube. Download the Teach Your Monster to Read App to help your practise your sounds. Read your reading book! 		