

Fix the sentences:

Zoming through the sky?

caTs fat and fin adn dog tal and short

mum superHeRors era everewere!

Year 1 L.O: To understand the plural spelling rule.

Must: Identify plurals.

Should: Can explain the spelling rule for plurals.

Could: Begin to apply the spelling rules for plurals.

All of these words end with an 's' to show there is more than one of each thing. These are called **plurals**.



We are going to look at two reasons why we need to add an -s to the end of words.




Trace the letter 's'
in the air and then
click here to find
out more!

Try writing labels for these **plurals** on your whiteboards. Click on each one to check.


3 cups




7 oranges



2 birds



4 spoons



If a person or thing is doing the action, we add an -s to the verb. Don't add -s if the action is done by 'I...', 'You...', 'They...' or 'We...'.



Click on the right spelling for each of these verbs.

The hedgehog **sleeps** under a pile of leaves.

sleeps ✓

sleep ✗

We **spend** our pocket money in the sweet shop.

spend ✓

spends ✗

The bus **stops** outside my house.

stop ✗

stops ✓

You **look** pretty.

look ✓

looks ✗

Mr Whoops **thanks** the shopkeeper for his help.



thank ✗

thanks ✓

Watch out! Some words sound like there is an extra beat (**syllable**) at the end of them when the -s is added /uhz/. These words end in 'es'.



Make these words into plurals.
Remember s or es



catch
push

Task:

Make a poster to remind you of the plural rule.


Include on your poster:

What is a plural?

The rule to add s or es.

Challenge:

Can you add plurals to your poster with the word cards.



Do not add colour until I see your poster!

I want lots of information!