





Year 2 Home Learning for Two Weeks Commencing 4th May 2020

<p style="text-align: center;">Topic</p> <p>Your new topic is Ancient Egypt. Do some research online or in books to find out what you can. There is a powerpoint on the website to help if your adults can access that.</p> 	<p style="text-align: center;">RE</p> <p>Talk to a grown up or sibling about the following philosophy question:</p> <p><i>'If you could change one thing about the world, what would it be and why?'</i></p>	<p style="text-align: center;">Computing</p> <p>Use Espresso Coding and work through 'Year 2 Unit 2A'.</p> <p>Use your Espresso username and password to login (in the front of your homework book). https://central.espresso.co.uk/espresso/coding/unit.html#/unit2s/lesson1 </p>
<p style="text-align: center;">PSHE</p> <p>Think about 3 of your friends. Describe what they look like, what some of their best personality traits are and what things you are looking forward to doing with them once we are all back together again.</p> 	<p style="text-align: center;">Music</p> <p>Complete the following activity on Espresso:</p> <p>https://central.espresso.co.uk/espresso/modules/t1_musical_stories/index.html?source=subject-Music-KS1-Music-Resource%20types</p>  	<p style="text-align: center;">PE</p> <p>Complete the following street dance activity on Espresso:</p> <p>https://central.espresso.co.uk/espresso/primary_uk/subject/module/frontscreen/item147556/grade1/index.html?source=subject-PE-KS1-PE-Resource%20types</p>
<p style="text-align: center;">Art</p> <p>Look at the different types of art here on Espresso: https://central.espresso.co.uk/espresso/modules/t2_artists/index.html?source=search-all-all-all-all&source-keywords=artists%20collection </p> <p>Think about which style is your favourite and why?</p>	<p style="text-align: center;">DT</p> <p>Complete this activity on Espresso about food and where it comes from!</p> <p>https://central.espresso.co.uk/espresso/modules/t1_finding_about_food/index.html?source=subject-Design%20and%20technology-KS1-Design%20and%20technology-Resource%20types</p>	<p style="text-align: center;">Science</p> <p>Find some everyday objects and sort them depending on what sort of material they are made from. You could use hula hoops on the ground or just make some post-it labels. Find some things made of wood, plastic, glass, cardboard, rubber, fabric etc.</p>
<div style="display: flex; justify-content: space-between; align-items: center;"> ★ <div style="text-align: center;"> <p>Bonus activity: Explore the Games Zone on Espresso here:</p> <p>https://central.espresso.co.uk/espresso/primary_uk/portals/gamezone/index.html?source=search-all-all-all-all&source-keywords=games%20zone</p> </div> ★ </div>		