


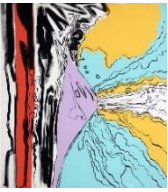







<p>Topic</p> <p>This term's topic is 'Extreme Earth'. Watch this https://www.bbc.co.uk/bitesize/topics/z849q6f/articles/zd9cxyx make sure you scroll down to watch all parts of the clip and complete the activity at the end. Write a few sentences or discuss with an adult what a volcano is – using the correct vocabulary. A glossary of the specific vocabulary needed is in the Topic pages in the Home Learning pages (on the KPA website).</p> 	<p>Science</p> <p>With adult supervision and this link: https://central.espresso.co.uk/espresso/modules/s2_inv_change/lab/video_volcano_inv.html?source=search-all-all-all&source-keywords=volcanoes#video_1 Make a volcano as described.</p> <p>Remember to do this on a large tray or outdoors! Explain to an adult what you think was happening and whether or not this was a reversible or irreversible reaction? Using your prior learning. Explain why.</p> 	<p>Computing</p> <p>Log on to Espresso using your username password and complete 'Year 5 – Starter Unit' (including those on the down menu on the left) in Coding 1.0.</p> <p>https://central.espresso.co.uk/espresso/coding/lesson/s.html#/coding/units</p>  <p>Coding and the drop</p>
<p>Art</p> <p>Research the 'volcano' paintings of either Jaques Volaire, Pietro Fabris or Andy Warhol (see Y5 Home Learning, Art section for images). Explain to someone which paintings you preferred and why.</p> <p>Using coloured pencils, crayons, pastels or paints try to create an image of an active volcano. Share your image and explain why you chose the style, media and colours you used.</p> 	<p>D & T</p> <p>There has been a devastating volcanic eruption: towns and villages have been destroyed, thousands are homeless. Your task – to design an 'Emergency Box' to be given to families who have lost everything. The box must be large enough to hold and carry emergency survival kit for a family of four BUT light enough to be carried by two people. Q: What do these families need most? What will you put in the box? What else will families need? Draw and label a picture of your box and its contents.</p> 	<p>Music</p> <p>What would a volcanic eruption sound like? Using items found in your home, compose a short piece of music to represent what might be heard when a volcano erupts.</p> 
<p>PE</p> <p>Keep physically fit and active by continuing to work-out, for 30 minutes, with Joe Wicks, live at 9 a.m. daily, see: https://www.thebodycoach.com/blog/pe-with-joe-1254.html</p> 	<p>PSHE</p> <p>Which person do you think represents how you feel best? Can you explain why you feel that way? Is there anything you are worried about? It's important that we share how we are feeling with others. Share how you are feeling with someone in your family – they may need to talk too!</p> 	<p>RE</p> <p>Work through the following power point (You may wish to make some notes to help you remember the details). https://www.twinkl.co.uk/resource/ks2-the-easter-story-powerpoint-t2-or-569</p> <p>Create a list of or order the key events in the Easter Story.</p> 

*** Bonus Activity ***

Watch the following power point: <https://www.twinkl.co.uk/resource/t2-g-4043-worlds-most-dangerous-volcanoes-information-powerpoint> Locate volcanoes mentioned using an atlas, online world map or on the map found in the **Topic** section of **Y5 Home Learning**. Vocabulary for this unit can also be found there.