
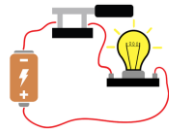











## KPA Year 5 Home Learning Optional Grid 2 Monday 11.05.20 – 18.05.20



<p><b>Topic</b></p> <p>This term's topic is '<b>Extreme Earth</b>'. Look again at the factors causing earthquakes.  <a href="https://www.twinkl.co.uk/search?term=ring+of+fire+powerpoint">https://www.twinkl.co.uk/search?term=ring+of+fire+powerpoint</a></p> <p>Complete the 'Ring of Fire' mini booklet in the Year 5 class pages on the KPA website.</p> 	<p><b>Science</b></p> <p>Revise prior knowledge of electricity. Watch the following clip on Espresso.</p>  <p><a href="https://central.espresso.co.uk/espresso/primary_uk/subject/module/video/item1052908/grade2/module1043858/index.html">https://central.espresso.co.uk/espresso/primary_uk/subject/module/video/item1052908/grade2/module1043858/index.html</a>  Then revise basic electrical circuits and watch what happens to the bulbs and motors when the number of cells increases.  <a href="https://central.espresso.co.uk/espresso/primary_uk/subject/module/video/item1043899/grade2/module1043858/index.html">https://central.espresso.co.uk/espresso/primary_uk/subject/module/video/item1043899/grade2/module1043858/index.html</a></p>	<p><b>Computing</b></p> <p>Log on to Espresso Coding using your username and password and continue the 'Year 5 lessons in 'Coding 1' from where you left off last time (including those on the drop down menu on the left).  <a href="https://central.espresso.co.uk/espresso/coding/lessons.html#/coding/units">https://central.espresso.co.uk/espresso/coding/lessons.html#/coding/units</a></p> 
<p><b>Art</b></p> <p>Look again at the earthquake art images in the Y5 art resources folder and think about your answers to the following questions: What techniques were used to create the images? What was happening in them? What were the people doing? How did they make you feel? What have you learned about earthquakes by looking at these images?  Why are these images important?</p> 	<p><b>D &amp; T</b></p> <p>Using Lego or Jenga or some other construction material to build towers of different shapes and sizes. Investigate which towers are the most stable. Make a list of the factors that affect a building's stability. What sort of buildings should be built in areas that have earthquakes?</p> <p><b>Extra: Research what sort of buildings are built in e.g. Japan.</b></p> 	<p><b>Music</b></p> <p>Duration and tempo affects the <b>pace and feel</b> of any music you listen to. Follow the link below to understand what the terms duration and tempo mean when applied to music.  <a href="https://www.bbc.co.uk/bitesize/topics/zcbkjc6/articles/z3yfn8">https://www.bbc.co.uk/bitesize/topics/zcbkjc6/articles/z3yfn8</a>  Scroll down to listen to Beethoven's 5<sup>th</sup> symphony. Have you heard this music before? How did it make you feel?</p> 
<p><b>PE</b></p> <p><b>KIDS WORKOUT!</b></p> <p>Full 25 minute exercise program for children and their parents  <a href="https://www.youtube.com/watch?v=dhCM0C6GnrY&amp;list=PLJ_VoGBcjVsoqSEjPSUI5HajeNjoSbyF0&amp;index=3">https://www.youtube.com/watch?v=dhCM0C6GnrY&amp;list=PLJ_VoGBcjVsoqSEjPSUI5HajeNjoSbyF0&amp;index=3</a></p> 	<p><b>PSHE</b></p> <p>Look again at this mindfulness power point. You might like to make a 'Calm Jar' to help you relax. The instructions are in the Y5 PSHE class pages on the website.  <a href="https://www.twinkl.co.uk/resource/t2-t-1042-mindful-me-focus-breathing-powerpoint-">https://www.twinkl.co.uk/resource/t2-t-1042-mindful-me-focus-breathing-powerpoint-</a></p> 	<p><b>RE</b></p> <p>Watch the following clip:  <a href="https://www.bbc.co.uk/bitesize/clips/z434wmn">https://www.bbc.co.uk/bitesize/clips/z434wmn</a>  and remembering what you learned in the previous grid, explain what the festival of Eid al Fitr is about and describe how Muslims celebrate the end of Ramadan.</p> 

### \*\*\*Bonus Activity\*\*\*

Using the earthquake word bank you created on the last grid, write a paragraph describing the scene. Tried to include your feelings.  
Challenge: Can you use dialogue to make your story more exciting and create drama?