



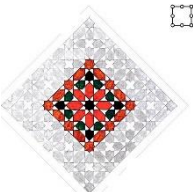




KPA Year 6 Home Learning for Two Weeks Commencing 1st June 2020

<p>Topic</p> <p>Thunderstorms are quite common in the UK, especially in the summer months but they can be dangerous. View the power point in the Topic folder of the Y5-6 pages of the website to see how they are formed. Write an explanation of how they are formed or complete the worksheet in the folder.</p> 	<p>RE</p> <p>Following on from our lessons on the Five Pillars of Islam. Find out more about the 5th pillar, 'Hajj' - look at the power point on Hajj in the RE folder of the Y5/6 pages on the website. Familiarise yourself with the key vocabulary and then complete the Hajj word search (also in the RE folder on the website). Explain what Hajj is to someone at home.</p> 	<p>Computing</p> <p>Use Espresso Coding and work through "Year 6 - Unit 6a Complex Variables" Lesson 1 - Lesson 3</p> <p>Use your Espresso username and password to login (in your reading record book).</p> <p>https://central.espresso.co.uk/espresso/coding/unit.html#/unit6a/lesson1</p>
<p>PSHE</p> <p>Meditation can empower you to feel resilient and strong and can help you to relax. Follow the link below then scroll down to the 'Calm Kids' section and complete the 'Rainbow Breath' session.</p> <p>https://www.calm.com/blog/take-a-deep-breath</p> <p>Draw a rainbow and write a sentence or two about how you felt before and after meditating.</p> 	<p>Music</p> <p>What is harmony?</p> <p>Watch BBC Bitesize KS2 Music</p> <p>https://www.bbc.co.uk/bitesize/topics/zcbkci6/articles/zgxx2nb</p> <p>Use an online piano (or app) where you can create different harmonies for different moods.</p> <p>https://www.imusic-school.com/en/tools/online-piano-keyboard/</p>  	<p>PE</p> <p>Complete a workout with Joe Wicks:</p> <p>https://www.youtube.com/user/thebodycoach1</p> <p>Now see if you can create your own workout.</p>
<p>Art</p> <p>decorated with exquisitely patterned geometric tiles. View the power point in the art folder of the y5-6 pages on the website. Using square paper in your book, try to recreate some 4 or 8-point star patterns. Use the images provided to guide you.</p> 	<p>DT</p> <p>Although thunderstorms occur quite frequently in this country, they can be quite dangerous. See https://www.scienceforkidsclub.com/lightning-facts.html for more facts or the power point in the Topic folder of the Y5-6 pages on the website. Research how tall buildings are protected from being struck by lightning.</p> 	<p>Science</p> <p>Our science topic this term is Evolution and Inheritance. Find out about the work of Charles Darwin and write a journal or report about his scientific findings as he travelled the world in search of new species. You may also wish to include: descriptions and sketches of the different animals and species he discovered; comments on his book 'The Origins of the Species' and a map showing the route of the HMS Beagle. Allow 2 weeks.</p> 
<p style="text-align: center;">***Bonus Activity***</p> <p>Watch the following clip:</p> <p>https://www.bing.com/videos/search?q=uk+lightning+and+rain&view=detail&mid=A811187EA9FAC42B5A7BA811187EA9FAC42B5A7B&FORM=VRDGAR&ru=%2Fvideos%2Fsearch%3Fq%3Duk%2520lightning%2520and%2520rain%26qs%3Dn%26form%3DQBRV%26sp%3D-1%26ghc%3D1%26pg%3Duk%2520lightning%2520and%2520rain%26sc%3D2-21%26sk%3D%26cvd%3DBB057C8657E34627B2889BD00A422D0E Write down as many onomatopoeic words (words that sound the same as the noise they make e.g. crash) as you can think of for the thunder, lightning and rain.</p>		

